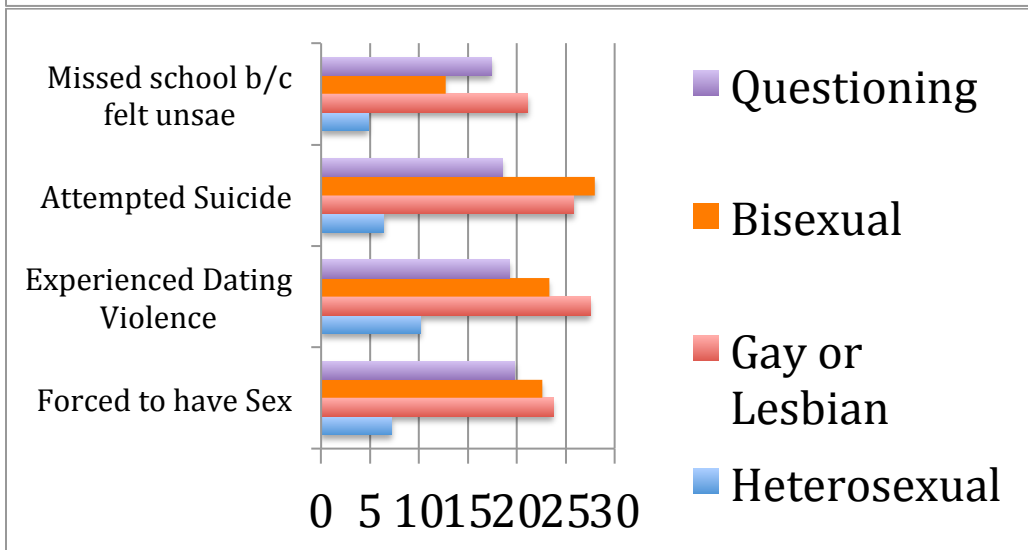
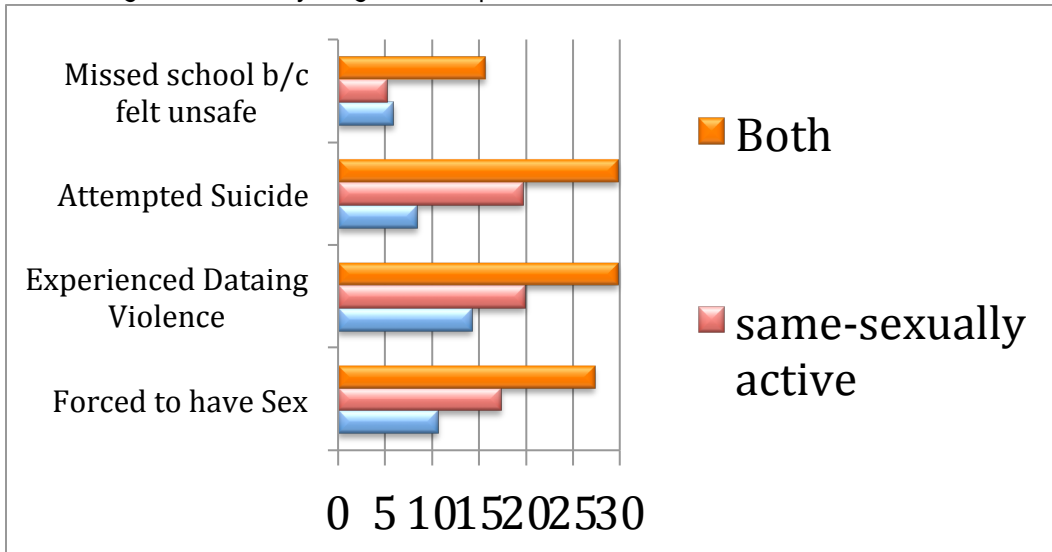


Evidence of Health disparities between LGBT & Gender Non-Conforming Youth and Heterosexual and Cisgender Youth in Wisconsin and Across the Nation

Youth Risk Behavior Survey (YRBS) 2001-2009 National Data

- 9 sites (7 different states) across the country asked about sexual identity
- 12 sites asked about the sex of the sexual contact
- NO DATA about gender identity or gender expression based harassment

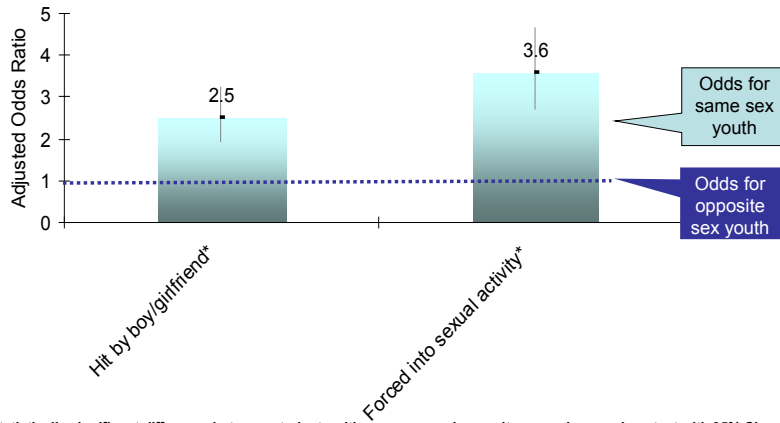


2011 Youth Risk Behavior Survey

- Sexual Minority Questions in 15 states, 10 Districts
- Wisconsin asked about BOTH sexual identity and sexual behavior or sexually active youth
- NO DATA about transgender youth or gender non-conformity

2. Injury & Violence

Figure 6. Adjusted odds ratios of intimate partner violence among students with same-sex vs. opposite-sex only sexual contact, 2007-2011



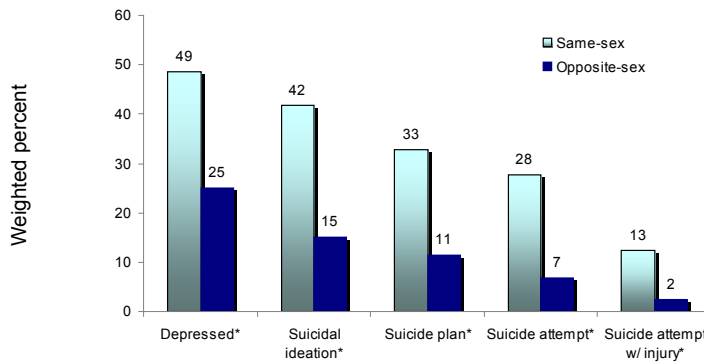
*Statistically significant difference between students with same-sex and opposite-sex only sexual contact with 95% CI

Source: Wisconsin YRBS

Wisconsin Department of Health Services

3. Mental Health

Figure 7. Depression and suicide risk among students with same-sex vs. opposite-sex only sexual contact, 2007-2011



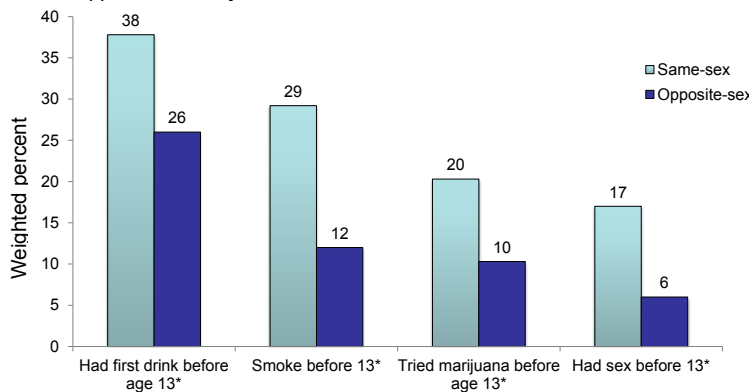
*Statistically significant difference between students with same-sex and opposite-sex only sexual contact with 95% CI

Source: Wisconsin YRBS

Wisconsin Department of Health Services

Early initiation of risk

Figure 21. Risk behaviors before age 13 among students with same-sex vs. opposite-sex only sexual contact, 2007-2011



*Statistically significant difference between students with same-sex and opposite-sex only sexual contact with 95% CI

Source: Wisconsin YRBS

Wisconsin Department of Health Services